



# 2017-18 UPIKE MEN'S BASKETBALL



@UPIKEATHLETICS • MARCH 15, 2018 • 3:15 P.M. ET



Sports Information • University of Pikeville  
www.UPIKEBears.com • @UPIKEAthletics  
(606) 218-5350 • SID: Dan White

**No. 1 UPIKE Bears vs. No. 8 Langston Lions**  
(28-4) (20-11)

## PROBABLE STARTING LINEUPS

UPIKE	Ht.	Yr.	PPG	RPG
G 3 Chase Parsley	5-10	R-So.	7.5	2.3
G 10 Rze Culbreath	6-0	Sr.	9.0	3.2
G 14 Jordan Perry	6-3	So.	14.0	1.8
F 15 Rodney Hawkins	6-7	Sr.	7.6	5.1
F 22 Darrion Leslie	6-4	Sr.	13.7	7.4

Langston	Ht.	Yr.	PPG	RPG
F 0 Dante Bailey	6-7	Sr.	15.7	4.3
G 4 Diamante Langston	6-2	Sr.	6.6	2.3
F 11 Justin Parker	6-4	Jr.	4.5	4.0
F 24 Brandon Eboigbodin	6-5	Sr.	10.4	8.5
G 25 James Morris Jr.	6-1	Sr.	10.9	1.8

## UPIKE Men's Basketball Quick Facts

<b>Location</b>	Pikeville, Ky. 41501
<b>Founded/Enrollment</b>	1889/2,500
<b>Nickname</b>	Bears
<b>Colors</b>	Orange & Black
<b>Conference</b>	Mid-South
<b>Home Court</b>	East Ky. Expo Center (7,000)
<b>President</b>	Dr. Burton Webb
<b>Athletic Director</b>	Robert Staggs
<b>Head Coach</b>	Kelly Wells (Morehead State)
<b>UPIKE Record</b>	287-101 (12th Season)
<b>Overall Record</b>	295-120 (13th Season)
<b>All-Time Record</b>	1,051-814
<b>National Championships</b>	One (2011)
<b>NAIA Fab Fours</b>	Two (2001, 2011)

## TODAY'S GAME

Today is the first meeting between Langston and UPIKE and it takes place on the national stage inside Municipal Auditorium. The Lions are making their third straight trip to nationals and sixth appearance overall. They have a 2-5 all-time record in the tournament. UPIKE is making its 12th overall and sixth straight appearance in the national tournament. The Bears are 5-6 in first-round games and advanced all the way to the quarterfinals last season.

### Last Five in the Series

First Meeting

### UPIKE Current Streaks

**Streak:** L1 **Last 5/10:** 4-1, 8-2

### University of Pikeville Bears

NO.	NAME	Ht.	Pos.	Cl.	Hometown/Previous School
1	George Johnson	5-11	G	Jr.	Brentwood, Calif./College of Marin
2	Michael Antrobus	6-3	G	Fr.	Morehead, Ky./Rowan County
3	Chase Parsley	5-10	G	R-So.	Kermit, W. Va./Sheldon Clark
4	Jayvian Delacruz	6-5	G/F	Jr.	Brooklyn, N.Y./Broward College
5	Mason Blair	6-0	G	Fr.	Paintsville, Ky./Johnson Central
10	Rze Culbreath	6-0	G	Sr.	Winchester, Va./Garett College
12	Da'Rell Domineck	6-5	F	R-Fr.	Cincinnati, Ohio/Hughes
14	Jordan Perry	6-3	G	So.	West Liberty, Ky./Morgan County
15	Rodney Hawkins	6-7	F	Sr.	Baltimore, Md./Saint Peter's
20	Austin Combs	6-1	G	Fr.	Hindman, Ky./Knott Co. Central
22	Darrion Leslie	6-4	F	Sr.	Huntsville, Ala./Cleveland State CC
23	Michael Chambers	6-3	G	Sr.	Winston-Salem, N.C./Md. Eastern Shore
24	Dylan James	6-5	F	Fr.	Inez, Ky./Sheldon Clark
25	Brady Schmidt	6-3	G/F	So.	Louisville, Ky./Atherton

**Head Coach:** Kelly Wells (12th Season, 287-101)

**Assoc. Head Coach:** Tigh Compton

**Asst. Coaches:** Evan Faulkner, Colt Chapman, Ben Tanoff

### Langston University Lions

NO.	NAME	Cl.	Pos.	Ht.	Hometown/Previous School
0	Dante Bailey	Sr.	F	6-7	Chicago, Ill./UT-Martin
1	Marques Mondy	So.	F	6-6	Grand Rapids, Mich.
2	Kevin Booze	Sr.	G	5-11	Dallas, Texas/Angelo State
3	Devin Campbell	Jr.	G	6-3	North Little Rock, Ark./Midland CC
4	Diamante Langston	Sr.	G	6-2	Newport News, Va./Abilene Christian
11	Justin Parker	Jr.	F	6-4	Indianapolis, Ind./Lakeland CC
13	Ryan Scales	Jr.	G	5-9	Idabel, Okla./Idabel HS
20	Brian Jenkins	Sr.	G	5-10	Gary, Ind./Midwestern State
22	Keeto Browne	So.	G	5-11	Sydney, Australia/Jacksonville State
24	Brandon Eboigbodin	Sr.	F	6-5	Tracy, Calif./Peru State
25	James Morris, Jr.	Sr.	G	6-1	Peoria, Ill./Dillard

**Head Coach:** Stan Holt (Fourth Season, 85-39)

# WWW.UPIKEBEARS.COM

## COMING UP AT UPIKE

**Softball • March 19 • 3 p.m. ET (DH)**

vs. Bluefield at Paul Butcher Field

**Baseball • March 21 • 1 p.m. ET**

vs. Alice Lloyd at Johnnie LeMaster Field

## Men's Basketball Notes

### Scouting Langston

The Lions enter Thursday as winners of five of their last seven games, but most recently fell 82-75 to LSU Alexandria in the semifinals of the Red River Athletic Association Tournament.

Langston is 2-7 against team in the NAIA National Tournament field, winning against Our Lady of the Lake in the regular season and against LSU Shreveport in the first round of the conference tournament.

The Lions are a potent offensive bunch, ranking seventh nationally in free throw shooting at 75.2 percent and ninth in 3-point shooting at 39.3 percent. A whopping six Lions average double figures scoring, led by Dante Bailey at 15.7 points per contest.

### Tough Stretch

12 of UPIKE's last 16 opponents have either been ranked or receiving votes in the NAIA top-25 poll. In those games, the Bears are 9-3, including a two-point loss to Campbellsville last weekend.

### Stats to Watch

UPIKE is 24-2 when it leads the game at halftime and is a perfect 24-0 when shooting better than an opponent from the field and 18-0 when scoring 90+ points.

### MSC Awards Stack Up for Bears

It was an award-winning night on Thursday as UPIKE received the prestigious MSC Coach and Player of the Year honors at the annual awards banquet. Kelly Wells was named MSC Coach of the Year for the second time and Darrion Leslie is the Co-Player of the Year. Rze Culbreath is the Champion of Character and Jayvian Delacruz and Jordan Perry were selected to the first and second team, respectively.

### MSC Dominates the NAIA Top-25 Poll

No other conference is represented in the NAIA top-25 like the Mid-South. UPIKE leads the way ranked second, Georgetown is next at No. 9. Cumberlands is 17th and Life comes in at No. 23. Both Lindsey Wilson and Campbellsville are receiving votes.

### UPIKE in the MSC Tournament

The Bears are 20-15 all time at the MSC Tournament and they have won the tournament title three times, in 2001, 2003 and 2014. This year's tournament in Pikeville was won by Lindsey Wilson.

### Kelly Wells on the Home Court, When Scoring 90

Kelly Wells, in his 12th season at UPIKE, is 184-26 at home and when his teams score at least 90 points his record is 138-7. Wells is the winningest coach in school history and among active NAIA head coaches, Wells ranked 22nd in wins heading into the 2017-18 season.

### UPIKE Looks to Build on Expo Center Success

Since 2013, UPIKE has posted an 89-6 record inside the East Ky. Expo Center.

## Statistical Comparison

Stat	UPIKE	Langston
Current Record	28 - 4	20 - 11
Scoring	2932	2669
Points Per Game	91.625	86.097
Scoring Margin	22.563	7.806
Field Goals	1099	901
Field Goal Percentage	0.525	0.479
3-pt FG	212	293
3-point FG Percent	0.356	0.393
3-point FG made per game	6.625	9.452
Free Throws	522	574
Free throw pct	0.683	0.752
Rebounds	1313	1062
Rebounds per game	41.031	34.258
Rebounding Margin	9.313	-1.968
Assists	507	452
Assists per game	15.844	14.581
Turnovers	394	457
Turnovers per game	12.313	14.742
Turnover margin	2.938	1.871
Assist/Turnover Ratio	1.287	0.989
Steals	270	221
Steals per game	8.438	7.129
Blocks	100	38
Blocks per game	3.125	1.226

## Mid-South Conference Standings

Team	MSC	Overall
(2) UPIKE	11-3	28-4
(9) Georgetown	9-5	25-6
(17) Cumberlands	8-6	21-9
(23) Life	8-6	20-11
(RV) Lindsey Wilson	6-8	24-8
(RV) Campbellsville	6-8	23-10
Shawnee State	4-10	14-17
Cumberland	4-10	11-18

## National Rankings

### NAIA Coaches' Top 10 (Final Poll, March 7, 2018)

Rank	Prv.	Team	Rec.	Pts.
1	1	The Master's (Calif.) (9)	29-2	219
2	3	Pikeville (Ky.)	28-4	209
3	2	LSU Shreveport (La.)	27-4	208
4	4	William Penn (Iowa)	27-4	198
5	6	Carroll (Mont.)	27-5	189
6	5	Columbia (Mo.)	27-4	186
7	7	Central Methodist (Mo.)	27-5	174
8	9	Oklahoma City	23-8	162
9	9	Georgetown (Ky.)	25-6	159
10	12	William Carey (Miss.)	25-5	154
17	17	Cumberlands (Ky.)	21-9	101
23	21	Life (Ga.)	20-11	65
RV	RV	Campbellsville (Ky.)	23-10	30
RV	9	Lindsey Wilson	24-8	29

## 2017-18 Schedule & Results

Overall: 28-4 • MSC: 11-3  
Home: 18-1 • Away: 6-2 • Neutral: 4-1

### OCTOBER

27 vs. Central Penn	W, 71-53
28 vs. Florida National	W, 110-85

### NOVEMBER

3 vs. Ohio State-Mansfield	W, 88-32
4 vs. Mid-Atlantic Christian	W, 95-60
9 vs. Brewton-Parker#	W, 86-53
10 vs. Bethel#	W, 92-69
11 vs. (T25) Martin Methodist#	W, 71-64
14 at Bluefield	W, 88-67
17 vs. Ohio-Chillicothe	W, 99-45
18 vs. Ohio-Lancaster	W, 103-50

### DECEMBER

1 vs. Ohio-Chillicothe	W, 122-74
5 vs. Wright State Lake	W, 115-58
18 vs. Toccoa Falls	W, 108-46
22 vs. Cincinnati-Clermont	W, 115-69
30 vs. Bluefield	W, 96-78

### JANUARY

6 vs. SHAWNEE STATE	W, 88-84
11 vs. CUMBERLAND	L, 85-89
13 at (8) LINDSEY WILSON	L, 65-68
18 at (RV) CAMPBELLVILLE	W, 81-72
20 vs. (5) GEORGETOWN	W, 95-83
25 at (18) CUMBERLANDS	W, 79-58
27 vs. (25) LIFE	W, 97-78

### FEBRUARY

1 at SHAWNEE STATE	W, 91-78
3 vs. Simmons	W, 84-50
8 vs. (5) LINDSEY WILSON	W, 107-77
10 at CUMBERLAND	W, 91-83
15 at (11) GEORGETOWN	L, 74-93
17 vs. (RV) CAMPBELLVILLE	W, 87-66
22 at (21) LIFE	W, 99-93
24 vs. (T24) CUMBERLANDS	W, 93-79

### MARCH

2-4 MSC Championship	(Pikeville, Ky.)
2 vs. Shawnee State	W, 92-89
3 vs. Campbellsville	L, 65-67
14-20 NAIA National Championship	(Kansas City, Mo.)
15 vs. Langston	3:15 p.m.

Mid-South Conference games are in CAPS  
# - Georgetown, Ky.

## 2017-18 University of Pikeville Men's Basketball Results

**RECORD:** 28-4 Overall, 11-3 Mid-South (Home 18-1, Away 6-2, Neutral 4-1) All Times ET

Date	Opponent	Result	Margin	W-L	High Scorer	High Rebounder	High Assists
Oct. 27	Central Penn	W, 71-53	+18	1-0	21 Delacruz	10 Domineck	4 Leslie
Oct. 28	Florida National	W, 110-85	+25	2-0	26 Leslie	12 Leslie	3 Leslie
Nov. 3	OSU-Mansfield	W, 88-32	+56	3-0	19 Perry	8 Leslie	4 Delacruz, Thompson
Nov. 4	Mid-Atlantic Christian	W, 95-60	+35	4-0	17 Perry	10 Thompson	5 Leslie
Nov. 9	vs. Brewton-Parker	W, 86-53	+33	5-0	15 Thompson	6 Hawkins, Leslie, Thompson	4 Leslie
Nov. 10	vs. Bethel	W, 92-69	+23	6-0	17 Leslie	11 Leslie	6 Culbreath
Nov. 11	vs. (T25) Martin Methodist	W, 71-64	+7	7-0	13 Culbreath, Leslie	9 Culbreath, Thompson	2 Culbreath, Hawkins, Parsley
Nov. 14	at Bluefield	W, 88-67	+21	8-0	15 Leslie, Perry	7 Domineck	5 Leslie
Nov. 17	Ohio-Chillicothe	W, 99-45	+54	9-0	14 Delacruz	9 Delacruz	6 Johnson
Nov. 18	Ohio-Lancaster	W, 103-50	+53	10-0	16 Delacruz, Thompson	12 Leslie	10 Leslie
Dec. 1	Ohio-Chillicothe	W, 122-74	+48	11-0	18 Leslie	8 Hawkins	7 Johnson
Dec. 5	Wright State Lake	W, 115-58	+57	12-0	29 Delacruz	14 Domineck	4 Leslie, Parsley
Dec. 18	Toccoa Falls	W, 108-46	+62	13-0	17 Domineck	13 Leslie	4 Four Tied
Dec. 22	Cincinnati-Clermont	W, 115-69	+46	14-0	24 Hawkins	14 Domineck, Hawkins, Thompson	8 Chambers, Leslie
Dec. 30	Bluefield	W, 96-78	+18	15-0	25 Perry	9 Leslie	4 Leslie, Parsley
Jan. 6	SHAWNEE STATE	W, 88-84	+4	16-0	20 Delacruz	15 Leslie	4 Culbreath
Jan. 11	CUMBERLAND	L, 85-89	-4	16-1	17 Delacruz, Perry	9 Domineck	7 Leslie
Jan. 13	at (8) LINDSEY WILSON	L, 65-68	-3	16-2	19 Delacruz	11 Leslie	2 Four Tied
Jan. 18	at (RV) CAMPBELLSVILLE	W, 81-72	+9	17-2	17 Delacruz	11 Leslie	5 Parsley
Jan. 20	(5) GEORGETOWN	W, 95-83	+12	18-2	25 Delacruz	13 Hawkins	5 Parsley
Jan. 25	at (18) CUMBERLANDS	W, 79-58	+21	19-2	17 Leslie	9 Domineck	6 Parsley
Jan. 27	(25) LIFE	W, 97-78	+19	20-2	25 Perry	8 Leslie, Parsley	5 Culbreath
Feb. 1	at SHAWNEE STATE	W, 91-78	+13	21-2	30 Perry	9 Delacruz	8 Parsley
Feb. 3	Simmons	W, 84-50	+34	22-2	21 Perry	9 Hawkins	6 Parsley
Feb. 8	(5) LINDSEY WILSON	W, 107-77	+30	23-2	24 Delacruz	12 Delacruz	10 Parsley
Feb. 10	at CUMBERLAND	W, 91-83	+8	24-2	27 Chambers	8 Delacruz	3 Parsley
Feb. 15	at (11) GEORGETOWN	L, 74-93	-19	24-3	15 Culbreath	10 Delacruz	5 Parsley
Feb. 17	(RV) CAMPBELLSVILLE	W, 87-66	+21	25-3	22 Delacruz	8 Leslie	6 Parsley
Feb. 22	at (21) LIFE	W, 99-93	+6	26-3	27 Perry	7 Three Tied	5 Chambers
Feb. 24	(T24) CUMBERLANDS	W, 93-79	+14	27-3	22 Delacruz	8 Leslie	8 Leslie
Mar. 2	Shawnee State	W, 92-89	+3	28-3	18 Delacruz	9 Leslie	9 Leslie
Mar. 3	Campbellsville	L, 65-67	-2	28-4	14 Culbreath, Leslie	11 Delacruz	2 Culbreath
Mar. 15	Langston	Municipal Auditorium			3:15 p.m. ET	NAIA National Tournament	

UNIVERSITY OF PIKEVILLE  
**#GOBEARS**

# KELLY WELLS



Kelly Wells is in his 12th season as the head coach of the UPIKE men's basketball team in 2017-18.

Wells currently holds a 287-101 record at UPIKE, making him the all-time winningest coach at the school. Wells' Bears won the 2011 NAIA National Championship and the Morehead, Ky., native was named the NAIA Coach of the Year following that championship season.

UPIKE has put together 11 20-win seasons in the last 12 under Wells' guidance. Included in that run are the program's first two 30-win campaigns, coming in 2010-11 and 2013-14. Last season, the Bears finished 28-8 overall and reached their sixth NAIA National Tournament with Wells where they advanced to the quarterfinals.

The Bears' 31 wins registered during the 2013-14 campaign are the most in program history, while the 17 Mid-South Conference wins that season are a league record as well.

At UPIKE, Wells has coached 21 NAIA All-Americans, including two NAIA Players of the Year in Bruce Reed in 2014 and Kenny Manigault in 2015. That makes 21 of the program's 26 total All-Americans having played under Wells. There have also been 32 All Mid-South Conference selections to play for wells, including three conference players of the year and one freshman of the year. Wells himself has been named MSC Coach of the Year twice in 2014 and 2018.

This is Wells' 22nd season overall as a head coach (494-206), spending three seasons at Marion County High School from 1995-97, eight seasons at Mason County High School from 1997-2004, one season at Hawai'i Pacific in 2005-06, followed by the last 11 at Pikeville. In the collegiate ranks, Wells holds a 282-120 record through 12 seasons.

At Mason County, Wells captured the 2003 Kentucky State Championship and was runner-up in 2004. He was named coach of the year after both seasons, coaching Chris Lofton who would go on to be an All-American at the University of Tennessee.

As a player, Wells was a three-year men's basketball letterman at Morehead State from 1992-94. Wells prepped at Rowan County High School, leading the team to three trips to the Kentucky Sweet 16 while earning First-Team All-State honors twice in 1989 and 1990.

Wells resides in Pikeville with his wife Shawne and their children, Kaylee and Mason.

## Wells Season-By-Season

Year	Record	NAIA Postseason
2016-17	28-8	Quarterfinals
2015-16	25-6	First Round
2014-15	28-6	Quarterfinals
2013-14	31-3	Second Round
2012-13	26-7	First Round
2011-12	17-12	None
2010-11	30-7	National Champions
2009-10	21-9	None
2008-09	20-12	None
2007-08	22-9	None
2006-07	12-19	None





# 2017-18 University of Pikeville Men's Basketball Statistics

## UPIKE's Record When the Bears...

at East Kentucky Expo Center .....	17-2
On the road .....	6-2
At neutral sites.....	3-1
vs. MSC .....	11-3
vs. ranked teams.....	7-2
Leading at halftime.....	24-2
Trailing at halftime.....	4-2
Tied at halftime.....	0-0
Overtime.....	0-0
Score 90+ points .....	18-0
Score 80-89 points .....	7-1
Score 70-79 points .....	3-1
Score 60-69 points .....	0-2
Score less than 60 points.....	0-0
Allow 90+ points .....	1-1
Allow 80-89 points.....	5-1
Allow 70-79 points.....	7-0
Allow 60-69 points.....	5-2
Allow less than 60 points.....	10-0
October.....	2-0
November .....	8-0
December.....	5-0
January.....	5-2
February .....	7-1
March .....	1-1
Shoot better than opponent .....	24-0
Shoot worse than opponent .....	4-4
Shoot same as opponent .....	0-0
Shoot 50 % or higher.....	23-1
Shoot worse than 50 %.....	5-3
Opp. shoots 50 % or higher .....	4-2
Opp. shoots worse than 50 % .....	24-2
Shoot 35 % or higher from 3 .....	18-1
Shoot worse than 35 % from 3.....	10-3
Opp. shoots 35 % or higher from 3.....	7-1
Opp. shoots worse than 35 % from 3 .....	21-3
Shoot more free throws than opponent .....	21-3
Shoot fewer free throws than opponent .....	7-1
Shoot same free throws as opponent .....	0-0
Out-rebound opponent .....	23-2
Out-rebounded by opponent .....	5-2
Tied in rebounds .....	0-0
Record 15 or more assists .....	17-1
Record 14 or fewer assists .....	11-3
Commit 20 or fewer turnovers.....	28-4
Commit more than 20 turnovers.....	0-0
More assists than turnovers .....	18-1
More turnovers than assists .....	9-3
Same amount of assists and turnovers .....	1-0
1-5 point margins.....	2-3
6-10 point margins .....	4-0
11-19 point margins .....	6-1
20 or more point margins .....	16-0
Games following a loss.....	2-1
Games following a win .....	25-3

## Miscellaneous Statistics

### Scoring Leaders

Delacruz.....	13
Perry .....	8
Leslie.....	7
Culbreath .....	3
Thompson .....	2
Chambers.....	1
Domineck.....	1
Hawkins .....	1

### Rebounding Leaders

Leslie.....	14
Delacruz.....	6
Domineck.....	6
Hawkins .....	5
Thompson .....	4
Culbreath .....	1
Parsley.....	1

### Assist Leaders

Leslie.....	14
Parsley.....	13
Culbreath .....	5
Johnson .....	4
Chambers.....	2
Delacruz.....	2
Domineck.....	1
Hawkins .....	1
Perry .....	1
Thompson .....	1

### Double Figures

Delacruz.....	27
Leslie.....	25
Perry .....	23
Culbreath .....	12
Parsley.....	8
Thompson .....	8
Hawkins .....	7
Domineck.....	6
Chambers.....	5
Blair .....	3
Runkel .....	1

### Double-Doubles

Leslie.....	6
Delacruz.....	4
Domineck.....	2
Hawkins .....	1
Thompson .....	1

### Triple-Doubles

Leslie.....	1
-------------	---

## Season Highs

### UPIKE

Points .....	122 (Ohio-Chillicothe)
FG.....	54 (Ohio-Chillicothe)
FG% .....	67.5 (Ohio-Chillicothe)
3FG .....	13 (Campbellsville)
3FG% .....	55.6 (Cumberlands)
FT% .....	88.2 (Lindsey Wilson)
RB.....	57 (Ohio-Chillicothe)
Assists .....	27 (Toccoa Falls)
TO.....	19 (Simmons)
Blocks... ..	7 (Ohio-Chillicothe/Toccoa Falls)
Steals .....	17 (UC-Clermont)

### Opponents

Points .....	93 (Georgetown/Life)
FG.....	38 (Georgetown)
FG% .....	56.1 (Shawnee State)
3FG... ..	11 (UC-Clermont/Cumberland)
3FG% .....	57.1 (Shawnee State)
FT% .....	100.0 (UC-Clermont)
RB .....	40 (Shawnee/Lindsey Wilson)
Assists ... ..	14 (Martin Meth./Georgetown)
TO.....	26 (OSU-Mansfield)
Blocks... ..	7 (Shawnee St./Campbellsville)
Steals .....	11 (Cumberland)

## Season Lows

### UPIKE

Points .....	65 (Lindsey Wilson)
FG.....	21 (Central Penn)
FG% .....	35.0 (Central Penn)
3FG .....	1 (Campbellsville)
3FG% .....	0.9 (Campbellsville)
FT% .....	37.5 (Toccoa Falls)
RB....	29 (Cumberland/Shawnee)
Assists .....	5 (Campbellsville)
TO.....	3 (UC-Clermont)
Blocks.....	0 (Central Penn)
Steals .....	1 (Georgetown)

### Opponents

Points .....	32 (OSU-Mansfield)
FG.....	13 (OSU-Mansfield)
FG% .....	24.1 (OSU-Mansfield)
3FG.....	0 (Campbellsville)
3FG% .....	0.0 (Campbellsville)
FT% .....	45.8 (Georgetown)
RB.....	23 (Three Times)
Assists .....	1 (Ohio-Chillicothe)
TO.....	9 (Campbellsville)
Blocks.....	0 (Five Tied)
Steals ....	2 (UC-Clermont/Cumberlands 2X)

## Individual Highs

Points .....	30 (Perry)
3FG .....	5 (Chambers)
RB.....	15 (Leslie)
Assists .....	10 (Leslie/Parsley)
Blocks.....	3 (Hawkins)
Steals .....	5 (Chambers)




**GEORGE  
JOHNSON**

**1** | 5-11 | G | JR.  
BRENTWOOD, CALIF.  
(COLLEGE OF MARIN)



**MICHAEL  
ANTROBUS**

**2** | 6-3 | G | FR.  
MOREHEAD, KY.  
(ROWAN COUNTY)



**CHASE  
PARSLEY**

**3** | 5-10 | G | SO.  
KERMIT, W. VA.  
(SHELDON CLARK)



**JAYVIAN  
DELACRUZ**

**4** | 6-5 | F | JR.  
BROOKLYN, N.Y.  
(BROWARD COLLEGE)



**MASON  
BLAIR**

**5** | 6-0 | G | FR.  
PAINTSVILLE, KY.  
(JOHNSON CENTRAL)



**RZE  
CULBREATH**

**10** | 6-0 | G | SR.  
WINCHESTER, VA.  
(GARETT COLLEGE)



**DA'RELL  
DOMINECK**

**12** | 6-5 | F | FR.  
CINCINNATI, OHIO  
(HUGHES)



**JORDAN  
PERRY**

**14** | 6-3 | G | SO.  
WEST LIBERTY, KY.  
(MORGAN COUNTY)



**RODNEY  
HAWKINS**

**15** | 6-7 | F | SR.  
BALTIMORE, MD.  
(SAINT PETER'S)



**AUSTIN  
COMBS**

**20** | 6-1 | G | FR.  
HINDMAN, KY.  
(KNOTT CO. CENTRAL)



**DARRION  
LESLIE**

**22** | 6-4 | F | SR.  
HUNTSVILLE, ALA.  
(CLEVELAND STATE CC)



**MICHAEL  
CHAMBERS**

**23** | 6-3 | G | SR.  
WINSTON-SALEM, N.C.  
(MARYLAND EASTERN SHORE)



**DYLAN  
JAMES**

**24** | 6-5 | F | FR.  
INEZ, KY.  
(SHELDON CLARK)



**BRADY  
SCHMIDT**

**25** | 6-3 | F | SO.  
LOUISVILLE, KY.  
(ATHERTON)

# U PIKE

## RADIO/TV CHART




**HEAD COACH  
KELLY WELLS**




**ASSOC. COACH  
TIGH COMPTON**



**ASST. COACH  
EVAN FAULKNER**



**GRAD. ASST.  
COLT CHAPMAN**



**GRAD. ASST.  
BEN TANOFF**



# UNIVERSITY OF PIKEVILLE AT THE NAIA NATIONAL TOURNAMENT

## 1959 (0-1)

Arkansas State Teachers 70, (7) Pikeville 67

## 1976 (0-1)

Alabama-Huntsville 94, (5) Pikeville 84

## 2001 (3-1)

(14) Pikeville 78, Dillard (La.) 71  
(14) Pikeville 82, Martin Methodist (Tenn.) 72  
(14) Pikeville 85, Oklahoma Baptist 83 (Quarterfinals)  
(10) Faulkner (Ala.) 87, (14) Pikeville 78 (Semifinals)

## 2003 (0-1)

(15) Science & Arts (Okla.) 79, Pikeville 68

## 2004 (0-1)

(10) Lewis-Clark State (Idaho) 67, Pikeville 65

## 2011 (5-0)

Pikeville 76, (9) Oklahoma Baptist 69  
Pikeville 80, (8) Azusa Pacific (Calif.) 75  
Pikeville 86, (1) Robert Morris (Ill.) 77 (Quarterfinals)  
Pikeville 110, (5) Martin Methodist (Tenn.) 99 (Semifinals)  
Pikeville 83, (3) Mountain State (W. Va.) 76 (OT) (Championship)

## 2013 (0-1)

LSU-Shreveport (La.) 91, (8) Pikeville 87

## 2014 (1-1)

(2) Pikeville 103, Lindenwood-Belleville (Ill.) 76  
St. Gregory's (Okla.) 88, (2) Pikeville 83

## 2015 (2-1)

(7) Pikeville 94, Bethel (Tenn.) 86  
(7) Pikeville 97, (10) Concordia (Calif.) 93  
(2) Talladega (Ala.) 64, (7) Pikeville 62

## 2016 (0-1)

(7) William Jessup (Calif.) 82, (2) Pikeville 69

## 2017 (2-1)

(3) Pikeville 79, (6) Grand View (Iowa) 62  
(3) Pikeville 56, (2) Columbia (Mo.) 51  
(1) LSU-Alexandria 84, (3) Pikeville 80 (OT)

## 2018 (0-0)

(1) Pikeville 79 vs. (8) Langston (Okla.)

## Totals

13-10 (Overall)  
5-6 (First Round)  
4-1 (Second Round)  
2-2 (Quarterfinals)  
1-1 (Semifinals)  
1-0 (Championship)

## Coach of the Year

Kelly Wells (2011)

## Player of the Year

Kenny Manigault (2015)  
Bruce Reed (2014)

## Chuck Taylor Most Valuable Player

Trevor Setty (2011)

## Leading Rebounder (Minimum Three Games Played)

Quincy Hankins-Cole - 57 (11.4 rpg) (2011)



Kelly Wells



Trevor Setty



Quincy Hankins-Cole

# UNIVERSITY OF PIKEVILLE MEN'S BASKETBALL CAREER HIGHS

NO.	NAME	Pts.	Reb.	Ast.	Blk.	Stl.	FGM	FGA	3FGM	3FGA	FT	FTA
1	George Johnson	7	4	7	1	2	3	7	1	3	4	5
2	Michael Antrobus	6	2	1	0	1	2	5	2	5	1	2
3	Chase Parsley	15	8	10	1	3	6	9	3	5	4	4
4	Jayvian Delacruz	29	12	4	2	3	12	17	4	7	8	10
5	Mason Blair	12	7	2	0	3	5	8	3	5	5	6
10	Rze Culbreath	17	9	8	1	5	6	11	4	7	8	10
12	Da'Rell Domineck	17	14	2	2	1	8	11	0	0	4	6
14	Jordan Perry	30	7	4	1	4	12	19	4	7	11	12
15	Rodney Hawkins	15	13	2	3	2	7	11	1	2	4	6
20	Austin Combs	8	1	2	1	1	3	5	2	2	3	4
22	Darrion Leslie	32	15	10	3	4	14	21	1	2	8	13
23	Michael Chambers	27	6	5	2	5	8	11	5	8	9	12
24	Dylan James	8	4	1	1	1	3	7	2	4	2	2
25	Brady Schmidt	6	3	3	0	0	2	4	2	3	2	2
35	Basil Thompson	16	10	4	2	4	8	15	3	6	6	8





## Pikeville (Ky.)

### 2017-18 UPIKE Men's Basketball Season Stats As of March 8, 2018

#### Team Game by Game Comparison

Pikeville (Ky.)												
Opponent	Date	Score	Mar	Total FG	FG/Pct	3-Pt	3FG/Pct	Free Throws	FT/Pct	Rebounds	Ass	
Central Penn	10/27/2017	71/53	+18	21-60/14-52	.350/.269	3-24/3-23	.125/.130	26-37/22-35	.703/.629	48/37	+11	11/
Florida National	10/28/2017	110/85	+25	37-69/25-70	.536/.357	5-17/10-35	.294/.286	31-43/25-28	.721/.893	49/37	+12	14/
Ohio State Mansfield	11/03/2017	88/32	+56	33-65/13-54	.508/.241	8-22/3-22	.364/.136	14-17/3-6	.824/.500	48/29	+19	22/
Mid-Atlantic Christian	11/04/2017	95/60	+35	38-66/20-51	.576/.392	6-20/7-25	.300/.280	13-21/13-17	.619/.765	40/29	+11	21/
Brewton-Parker (Ga.)	11/09/2017	86/53	+33	32-71/19-57	.451/.333	9-17/8-22	.529/.364	13-18/7-12	.722/.583	42/31	+11	9/1
Bethel (Tenn.)	11/10/2017	92/69	+23	30-58/24-74	.517/.324	10-21/7-31	.476/.226	22-31/14-23	.710/.609	41/38	+3	19/
Martin Methodist (Tenn.)	11/11/2017	71/64	+7	26-60/26-55	.433/.473	6-25/7-16	.240/.438	13-16/5-8	.813/.625	35/29	+6	8/1
Bluefield (Va.)	11/14/2017	88/67	+21	34-53/25-65	.642/.385	4-14/7-21	.286/.333	16-30/10-17	.533/.588	37/33	+4	11/
Ohio-Chillicothe	11/17/2017	99/45	+54	41-71/18-70	.577/.257	8-19/6-36	.421/.167	9-17/3-6	.529/.500	57/31	+26	19/
Ohio-Lancaster	11/18/2017	103/50	+53	45-78/19-60	.577/.317	5-18/6-31	.278/.194	8-14/6-8	.571/.750	56/23	+33	24/
Ohio-Chillicothe	12/01/2017	122/74	+48	54-80/29-71	.675/.408	6-16/10-30	.375/.333	8-13/6-8	.615/.750	48/25	+23	24/
Wright State Lake	12/05/2017	115/58	+57	45-74/23-73	.608/.315	7-19/3-20	.368/.150	18-26/9-14	.692/.643	51/35	+16	25/
Toccoa Falls	12/18/2017	108/46	+62	45-78/15-52	.577/.288	12-32/6-23	.375/.261	6-16/10-13	.375/.769	54/23	+31	27/
Cincinnati-Clermont	12/22/2017	115/69	+46	47-87/26-67	.540/.388	5-25/11-35	.200/.314	16-25/6-6	.640/1.000	51/35	+16	22/
Bluefield (Va.)	12/30/2017	96/78	+18	36-61/30-63	.590/.476	7-18/6-19	.389/.316	17-24/12-17	.708/.706	35/26	+9	18/
Shawnee State (Ohio)	01/06/2018	88/84	+4	30-68/34-68	.441/.500	3-15/5-18	.200/.278	25-30/11-14	.833/.786	39/40	-1	8/
Cumberland (Tenn.)	01/11/2018	85/89	-4	29-58/30-57	.500/.526	7-18/9-18	.389/.500	20-31/20-24	.645/.833	29/34	-5	17/
Lindsey Wilson (Ky.)	01/13/2018	65/68	-3	26-59/23-51	.441/.451	5-16/6-18	.313/.333	8-18/16-23	.444/.696	40/29	+11	10/
Campbellsville (Ky.)	01/18/2018	81/72	+9	33-68/24-59	.485/.407	8-21/10-25	.381/.400	7-15/14-20	.467/.700	40/33	+7	14/
Georgetown (Ky.)	01/20/2018	95/83	+12	34-67/28-62	.507/.452	8-20/6-18	.400/.333	19-26/21-32	.731/.656	42/33	+9	9/
Cumberlands (Ky.)	01/25/2018	79/58	+21	31-62/18-57	.500/.316	5-9/7-26	.556/.269	12-17/15-21	.706/.714	37/28	+9	12/
Life (Ga.)	01/27/2018	97/78	+19	34-62/26-62	.548/.419	12-23/6-29	.522/.207	17-22/20-25	.773/.800	42/28	+14	19/
Shawnee State (Ohio)	02/01/2018	91/78	+13	34-62/29-59	.548/.492	8-14/8-14	.571/.571	15-27/12-21	.556/.571	29/34	-5	19/
Simmons	02/03/2018	84/50	+34	27-52/18-68	.519/.265	5-19/7-26	.263/.269	25-30/7-12	.833/.583	56/23	+33	17/
Lindsey Wilson (Ky.)	02/08/2018	107/77	+30	42-72/24-68	.583/.353	8-19/5-21	.421/.238	15-17/24-35	.882/.686	38/40	-2	18/
Cumberland (Tenn.)	02/10/2018	91/83	+8	31-57/33-59	.544/.559	7-16/11-21	.438/.524	22-29/6-8	.759/.750	31/29	+2	7/1
Georgetown (Ky.)	02/15/2018	74/93	-19	25-58/38-71	.431/.535	5-18/6-21	.278/.286	19-27/11-24	.704/.458	35/37	-2	9/1
Campbellsville (Ky.)	02/17/2018	87/66	+21	33-61/25-63	.541/.397	13-28/0-11	.464/.000	8-13/16-20	.615/.800	37/33	+4	19/
Life (Ga.)	02/22/2018	99/93	+6	34-62/28-54	.548/.519	4-13/10-21	.308/.476	27-39/27-36	.692/.750	31/30	+1	13/
Cumberlands (Ky.)	02/24/2018	93/79	+14	33-66/26-60	.500/.433	7-15/6-20	.467/.300	20-25/21-27	.800/.778	33/39	-6	16/
Shawnee State (Ohio)	03/02/2018	92/89	+3	34-62/32-57	.548/.561	5-13/11-22	.385/.500	19-25/14-19	.760/.737	24/28	-4	21/
Campbellsville (Ky.)	03/03/2018	65/67	-2	25-66/26-55	.379/.473	1-11/4-17	.091/.235	14-25/11-17	.560/.647	38/36	+2	5/

TOTAL 2932/2210+7221099-2093/788-1964.525/0.401212-595/217-735.356/0.295522-764/417-596 .683/.700 1313/1015 +298507/

Note: Stats are displayed in the format TEAM/OPPONENT

**2017-18 UPIKE Men's Basketball  
Season Stats  
As of March 8, 2018**

**Combined Season Stats**

<b>Record:</b>	<b>Overall</b>	<b>Home</b>	<b>Away</b>	<b>Neutral</b>
All Games	(28-4)	(18-1)	(6-2)	(4-1)
Conference	(11-3)	(6-1)	(5-2)	(0-0)
Non-Conference	(17-1)	(12-0)	(1-0)	(4-1)

#	Player	TOTAL					3-PT			REBOUNDS					PF	A	TO	BLK	ST	PTS	P/G					
		GP	GS	MIN	AVG	FG	FGA	PCT	FG	FGA	PCT	FT	FTA	PCT								OFF	DEF	TOT	R/G	
1	George Johnson	23	0	219	9.5	23	43	.535	6	12	.500	9	16	.563	7	16	23	1.0	12	43	13	3	13	61	2.7	
2	Michael Antrobus	14	0	59	4.2	6	19	.316	3	15	.200	1	4	.250	2	7	9	0.6	5	5	3	0	3	16	1.1	
3	Chase Parsley	32	21	758	23.7	85	185	.459	28	76	.368	41	53	.774	24	51	75	2.3	56	109	34	4	40	239	7.5	
4	Jayvian Delacruz	32	5	641	20.0	162	302	.536	41	101	.406	87	116	.750	57	127	184	5.8	67	33	63	19	23	452	14.1	
5	Mason Blair	15	0	98	6.6	21	51	.412	11	34	.324	9	10	.900	5	12	17	1.1	8	11	2	0	11	62	4.1	
10	Rze Culbreath	32	29	723	22.6	105	228	.461	28	91	.308	51	73	.699	22	81	103	3.2	74	61	39	3	39	289	9.0	
11	Evan Runkel	9	0	59	6.6	10	21	.476	0	5	.000	2	2	1.00	4	13	17	1.9	6	1	0	1	0	22	2.4	
12	Da'Rell Domineck	32	24	556	16.8	88	145	.607	0	0	.000	38	61	.623	59	103	162	5.1	55	18	31	13	7	214	6.7	
14	Jordan Perry	32	32	872	27.2	176	315	.559	40	95	.421	55	71	.775	12	47	59	1.8	40	35	38	3	26	447	14.0	
15	Rodney Hawkins	28	8	485	17.3	87	163	.534	4	14	.286	35	61	.574	61	83	144	5.1	69	9	27	20	10	213	7.6	
20	Austin Combs	12	0	61	5.1	9	17	.529	3	9	.333	7	11	.636	1	3	4	0.3	3	8	4	1	5	28	2.3	
22	Darrion Leslie	32	31	884	27.6	168	273	.615	1	18	.056	101	164	.616	51	185	236	7.4	71	105	78	16	33	438	13.7	
23	Michael Chambers	30	2	480	16.0	78	163	.479	29	70	.414	48	64	.750	12	61	73	2.4	54	38	30	7	38	233	7.8	
24	Dylan James	22	0	123	5.6	17	40	.425	7	20	.350	6	7	.857	8	13	21	1.0	4	4	2	4	7	47	2.1	
25	Brady Schmidt	15	0	70	4.7	6	17	.353	3	10	.300	2	2	1.00	5	21	26	1.7	2	9	3	0	0	17	1.1	
35	Basil Thompson	16	8	309	19.3	58	111	.523	8	25	.320	30	49	.612	28	65	93	5.8	27	18	23	6	15	154	9.6	
TEAM															16	51	67				4					
Pikeville (Ky.)		32		6397		1099	2093	.525	212	595	.356	522	764	.683	374	939	1313	41.0	553	507	394	100	270	2932	91.6	
Opponents		32		6401		788	1964	.401	217	735	.295	417	596	.700	287	728	1015	31.7	633	266	488	73	173	2210	69.1	

**TEAM STATISTICS**

	PIKE	OPP	Date	Opponent	Score	W	L	Record	Attend
SCORING	2932	2210	10/27/2017	h Central Penn	71-53	W		0-0	0
Points per game	91.6	69.1	10/28/2017	h Florida National	110-85	W		0-0	0
Scoring margin	22.6	-	11/03/2017	h Ohio State Mansfield	88-32	W		3-0	650
FIELD GOALS-ATT	1099-2093	788-1964	11/04/2017	h Mid-Atlantic Christian	95-60	W		4-0	675
Field goal pct	.525	.401	11/09/2017	n Brewton-Parker (Ga.)	86-53	W		5-0	0
3 POINT FG-ATT	212-595	217-735	11/10/2017	n Bethel (Tenn.)	92-69	W		6-0	0
3-point FG pct	.356	.295	11/11/2017	n Martin Methodist (Tenn.)	71-64	W			0
3-pt FG made per game	6.6	6.8	11/14/2017	a Bluefield (Va.)	88-67	W			0
FREE THROWS-ATT	522-764	417-596	11/17/2017	h Ohio-Chillicothe	99-45	W		8-0	0
Free throw pct	.683	.700	11/18/2017	h Ohio-Lancaster	103-50	W		9-0	550
REBOUNDS	1313	1015	12/01/2017	h Ohio-Chillicothe	122-74	W		11-0	650
Rebounds per game	41.0	31.7	12/05/2017	h Wright State Lake	115-58	W		11-0	0
Rebounding margin	9.3	-	12/18/2017	h Toccoa Falls	108-46	W		13-0	450
ASSISTS	507	266	12/22/2017	h Cincinnati-Clermont	115-69	W		14-0	225
Assists per game	15.8	8.3	12/30/2017	h Bluefield (Va.)	96-78	W		15-0	0
TURNOVERS	394	488	01/06/2018	* h Shawnee State (Ohio)	88-84	W		16-0, 1-0 MSC	725
Turnovers per game	12.3	15.3	01/11/2018	* h Cumberland (Tenn.)	85-89	L		16-1, 1-1 MSC	625
Turnover margin	-2.9	-	01/13/2018	* a Lindsey Wilson (Ky.)	65-68	L		16-2 (1-2 MSC)	150
Assist / turnover ratio	1.3	0.5	01/18/2018	* a Campbellsville (Ky.)	81-72	W		17-2, 2-2 MSC	798
STEALS	270	173	01/20/2018	* h Georgetown (Ky.)	95-83	W		17-2, 2-2 MSC	0
Steals per game	8.4	5.4	01/25/2018	* a Cumberlands (Ky.)	79-58	W		19-2 (4-2)	0
BLOCKS	100	73	01/27/2018	* h Life (Ga.)	97-78	W		20-2, 5-2 MSC	800
Blocks per game	3.1	2.3	02/01/2018	* a Shawnee State (Ohio)	91-78	W		21-2, 6-2	0
ATTENDANCE	7200	2025	02/03/2018	h Simmons	84-50	W		22-2	525
Home games-Avg/Game	19-378	8-118	02/08/2018	* h Lindsey Wilson (Ky.)	107-77	W		22-2, 6-2 MSC	0
Neutral site-Avg/Game	-	5-215	02/10/2018	* a Cumberland (Tenn.)	91-83	W		24-2, 8-2	0
			02/15/2018	* a Georgetown (Ky.)	74-93	L			0
SCORE BY PERIODS	1st	2nd	TOTAL	02/17/2018	* h Campbellsville (Ky.)	87-66	W	25-3, 9-3 MSC	675
Opponents	1028	1182	2210	02/22/2018	* a Life (Ga.)	99-93	W		0
Pikeville (Ky.)	1409	1523	2932	02/24/2018	* h Cumberlands (Ky.)	93-79	W	27-3, 11-3 MSC	650
				03/02/2018	n Shawnee State (Ohio)	92-89	W	28-3	502
				03/03/2018	n Campbellsville (Ky.)	65-67	L	28-4	575

Note: \*denotes a conference game.

**2017-18 UPIKE Men's Basketball  
Season Stats  
As of March 8, 2018**

**Player High**

Pikeville (Ky.)	High	Player(s)	Opponent	Date
Total Points	30	Jordan Perry	vs Shawnee State (Ohio)	02/01/2018
Field Goals Made	12	Jayvian Delacruz	vs Wright State Lake	12/05/2017
	12	Jordan Perry	vs Shawnee State (Ohio)	02/01/2018
	12	Jordan Perry	vs Life (Ga.)	02/22/2018
Field Goals Attempted	17	Jayvian Delacruz	vs Shawnee State (Ohio)	01/06/2018
	17	Jordan Perry	vs Shawnee State (Ohio)	02/01/2018
	17	Jordan Perry	vs Cumberland (Tenn.)	01/11/2018
Field Goal% (Min 5 made)	1.000 (9/9)	Darrion Leslie	vs Ohio-Chillicothe	12/01/2017
	1.000 (6/6)	Rze Culbreath	vs Ohio-Chillicothe	11/17/2017
	1.000 (5/5)	Da'Rell Domineck	vs Bluefield (Va.)	12/30/2017
3pt Field Goals Made	5	Michael Chambers	vs Life (Ga.)	01/27/2018
3pt Field Goals Attempted	8	Michael Chambers	vs Life (Ga.)	01/27/2018
	8	Michael Chambers	vs Cumberland (Tenn.)	02/10/2018
3pt Field Goal% (Min 2 made)	1.000 (3/3)	Rze Culbreath	vs Cumberlands (Ky.)	01/25/2018
	1.000 (2/2)	Austin Combs	vs Toccoa Falls	12/18/2017
	1.000 (2/2)	Rze Culbreath	vs Toccoa Falls	12/18/2017
	1.000 (2/2)	Jayvian Delacruz	vs Ohio-Chillicothe	12/01/2017
	1.000 (2/2)	Jayvian Delacruz	vs Shawnee State (Ohio)	02/01/2018
Free Throws Made	11	Jordan Perry	vs Simmons	02/03/2018
Free Throws Attempted	13	Darrion Leslie	vs Florida National	10/28/2017
Free Throw% (Min 4 made)	1.000 (9/9)	Michael Chambers	vs Cumberland (Tenn.)	02/10/2018
	1.000 (8/8)	Darrion Leslie	vs Shawnee State (Ohio)	03/02/2018
	1.000 (7/7)	Jordan Perry	vs Shawnee State (Ohio)	01/06/2018
	1.000 (6/6)	Jayvian Delacruz	vs Cumberlands (Ky.)	02/24/2018
	1.000 (5/5)	Jayvian Delacruz	vs Bethel (Tenn.)	11/10/2017
Offensive Rebounds	7	Rodney Hawkins	vs Georgetown (Ky.)	01/20/2018
Defensive Rebounds	12	Darrion Leslie	vs Shawnee State (Ohio)	01/06/2018
Total Rebounds	15	Darrion Leslie	vs Shawnee State (Ohio)	01/06/2018
Fouls	5	Michael Chambers	vs Florida National	10/28/2017
	5	Rze Culbreath	vs Florida National	10/28/2017
	5	Rze Culbreath	vs Cumberland (Tenn.)	01/11/2018
	5	Rze Culbreath	vs Georgetown (Ky.)	01/20/2018
	5	Jayvian Delacruz	vs Bluefield (Va.)	12/30/2017
Assists	10	Darrion Leslie	vs Ohio-Lancaster	11/18/2017
	10	Chase Parsley	vs Lindsey Wilson (Ky.)	02/08/2018
Turnovers	7	Darrion Leslie	vs Martin Methodist (Tenn.)	11/11/2017
Blocks	3	Rodney Hawkins	vs Florida National	10/28/2017
Steals	5	Michael Chambers	vs Cincinnati-Clermont	12/22/2017
Minutes Played	38:57	Jordan Perry	vs Shawnee State (Ohio)	01/06/2018



**2017-18 UPIKE Men's Basketball  
Season Stats  
As of March 8, 2018**

**Team High**

Pikeville (Ky.)	High	Opponent	Date
Total Points	122	vs Ohio-Chillicothe	12/01/2017
Field Goals Made	54	vs Ohio-Chillicothe	12/01/2017
Field Goals Attempted	87	vs Cincinnati-Clermont	12/22/2017
Field Goal %	0.675 (54/80)	vs Ohio-Chillicothe	12/01/2017
3pt Field Goals Made	13	vs Campbellsville (Ky.)	02/17/2018
3pt Field Goals Attempted	32	vs Toccoa Falls	12/18/2017
3pt Field Goal %	0.571 (8/14)	vs Shawnee State (Ohio)	02/01/2018
Free Throws Made	31	vs Florida National	10/28/2017
Free Throws Attempted	43	vs Florida National	10/28/2017
Free Throw %	0.882 (15/17)	vs Lindsey Wilson (Ky.)	02/08/2018
Offensive Rebounds	22	vs Cincinnati-Clermont	12/22/2017
Defensive Rebounds	43	vs Simmons	02/03/2018
Total Rebounds	57	vs Ohio-Chillicothe	11/17/2017
Fouls	25	vs Lindsey Wilson (Ky.)	02/08/2018
Assists	27	vs Toccoa Falls	12/18/2017
Turnovers	19	vs Simmons	02/03/2018
Blocks	7	vs Ohio-Chillicothe	12/01/2017
	7	vs Toccoa Falls	12/18/2017
Steals	17	vs Cincinnati-Clermont	12/22/2017
<b>OPPONENTS</b>	<b>High</b>	<b>Opponent</b>	<b>Date</b>
Total Points	93	vs Life (Ga.)	02/22/2018
	93	vs Georgetown (Ky.)	02/15/2018
Field Goals Made	38	vs Georgetown (Ky.)	02/15/2018
Field Goals Attempted	74	vs Bethel (Tenn.)	11/10/2017
Field Goal %	0.561 (32/57)	vs Shawnee State (Ohio)	03/02/2018
3pt Field Goals Made	11	vs Shawnee State (Ohio)	03/02/2018
	11	vs Cumberland (Tenn.)	02/10/2018
	11	vs Cincinnati-Clermont	12/22/2017
3pt Field Goals Attempted	36	vs Ohio-Chillicothe	11/17/2017
3pt Field Goal %	0.571 (8/14)	vs Shawnee State (Ohio)	02/01/2018
Free Throws Made	27	vs Life (Ga.)	02/22/2018
Free Throws Attempted	36	vs Life (Ga.)	02/22/2018
Free Throw %	1.000 (6/6)	vs Cincinnati-Clermont	12/22/2017
Offensive Rebounds	18	vs Lindsey Wilson (Ky.)	02/08/2018
Defensive Rebounds	31	vs Shawnee State (Ohio)	01/06/2018
Total Rebounds	40	vs Shawnee State (Ohio)	01/06/2018
	40	vs Lindsey Wilson (Ky.)	02/08/2018
Fouls	29	vs Central Penn	10/27/2017
	29	vs Florida National	10/28/2017
Assists	15	vs Cumberland (Tenn.)	02/10/2018
Turnovers	26	vs Ohio State Mansfield	11/03/2017
Blocks	7	vs Shawnee State (Ohio)	03/02/2018
	7	vs Campbellsville (Ky.)	03/03/2018
Steals	11	vs Cumberland (Tenn.)	02/10/2018

## Career Player by Seasons Report Pikeville (Ky.)

### Antrobus, Michael

SEASON	GP	FGM-FMA	3PM-3PA	FTM-FTA	OFF	DEF	REB	AST	STL	BLK	TO	PF	PTS
17-18	14	6-19	3-15	1-4	2	7	9	5	3	0	3	5	16
<b>TOTAL</b>	<b>14</b>	<b>6-19</b>	<b>3-15</b>	<b>1-4</b>	<b>2</b>	<b>7</b>	<b>9</b>	<b>5</b>	<b>3</b>	<b>0</b>	<b>3</b>	<b>5</b>	<b>16</b>
SEASON	GP	MIN	FG%	3P%	FT%	OFF	DEF	REB	AST	STL	BLK	PF	PTS
17-18	14	4.2	0.316	0.200	0.250	0.1	0.5	0.6	0.4	0.2	0.0	0.4	1.1
<b>TOTAL</b>	<b>14</b>	<b>4.2</b>	<b>0.316</b>	<b>0.200</b>	<b>0.250</b>	<b>0.1</b>	<b>0.5</b>	<b>0.6</b>	<b>0.4</b>	<b>0.2</b>	<b>0.0</b>	<b>0.4</b>	<b>1.1</b>

### Blair, Mason

SEASON	GP	FGM-FMA	3PM-3PA	FTM-FTA	OFF	DEF	REB	AST	STL	BLK	TO	PF	PTS
17-18	15	21-51	11-34	9-10	5	12	17	11	11	0	2	8	62
<b>TOTAL</b>	<b>15</b>	<b>21-51</b>	<b>11-34</b>	<b>9-10</b>	<b>5</b>	<b>12</b>	<b>17</b>	<b>11</b>	<b>11</b>	<b>0</b>	<b>2</b>	<b>8</b>	<b>62</b>
SEASON	GP	MIN	FG%	3P%	FT%	OFF	DEF	REB	AST	STL	BLK	PF	PTS
17-18	15	6.6	0.412	0.324	0.900	0.3	0.8	1.1	0.7	0.7	0.0	0.5	4.1
<b>TOTAL</b>	<b>15</b>	<b>6.5</b>	<b>0.412</b>	<b>0.324</b>	<b>0.900</b>	<b>0.3</b>	<b>0.8</b>	<b>1.1</b>	<b>0.7</b>	<b>0.7</b>	<b>0.0</b>	<b>0.5</b>	<b>4.1</b>

### Chambers, Michael

SEASON	GP	FGM-FMA	3PM-3PA	FTM-FTA	OFF	DEF	REB	AST	STL	BLK	TO	PF	PTS
17-18	30	78-163	29-70	48-64	12	61	73	38	38	7	30	54	233
<b>TOTAL</b>	<b>30</b>	<b>78-163</b>	<b>29-70</b>	<b>48-64</b>	<b>12</b>	<b>61</b>	<b>73</b>	<b>38</b>	<b>38</b>	<b>7</b>	<b>30</b>	<b>54</b>	<b>233</b>
SEASON	GP	MIN	FG%	3P%	FT%	OFF	DEF	REB	AST	STL	BLK	PF	PTS
17-18	30	16.0	0.479	0.414	0.750	0.4	2.0	2.4	1.3	1.3	0.2	1.8	7.8
<b>TOTAL</b>	<b>30</b>	<b>16.0</b>	<b>0.479</b>	<b>0.414</b>	<b>0.750</b>	<b>0.4</b>	<b>2.0</b>	<b>2.4</b>	<b>1.3</b>	<b>1.3</b>	<b>0.2</b>	<b>1.8</b>	<b>7.8</b>

### Combs, Austin

SEASON	GP	FGM-FMA	3PM-3PA	FTM-FTA	OFF	DEF	REB	AST	STL	BLK	TO	PF	PTS
17-18	12	9-17	3-9	7-11	1	3	4	8	5	1	4	3	28
<b>TOTAL</b>	<b>12</b>	<b>9-17</b>	<b>3-9</b>	<b>7-11</b>	<b>1</b>	<b>3</b>	<b>4</b>	<b>8</b>	<b>5</b>	<b>1</b>	<b>4</b>	<b>3</b>	<b>28</b>
SEASON	GP	MIN	FG%	3P%	FT%	OFF	DEF	REB	AST	STL	BLK	PF	PTS
17-18	12	5.1	0.529	0.333	0.636	0.1	0.3	0.3	0.7	0.4	0.1	0.3	2.3
<b>TOTAL</b>	<b>12</b>	<b>5.1</b>	<b>0.529</b>	<b>0.333</b>	<b>0.636</b>	<b>0.1</b>	<b>0.3</b>	<b>0.3</b>	<b>0.7</b>	<b>0.4</b>	<b>0.1</b>	<b>0.3</b>	<b>2.3</b>

### Culbreath, Rze

SEASON	GP	FGM-FMA	3PM-3PA	FTM-FTA	OFF	DEF	REB	AST	STL	BLK	TO	PF	PTS
16-17	34	86-185	29-82	59-74	11	50	61	61	50	4	56	86	260
17-18	32	105-228	28-91	51-73	22	81	103	61	39	3	39	74	289
<b>TOTAL</b>	<b>66</b>	<b>191-413</b>	<b>57-173</b>	<b>110-147</b>	<b>33</b>	<b>131</b>	<b>164</b>	<b>122</b>	<b>89</b>	<b>7</b>	<b>95</b>	<b>160</b>	<b>549</b>
SEASON	GP	MIN	FG%	3P%	FT%	OFF	DEF	REB	AST	STL	BLK	PF	PTS
16-17	34	20.3	0.465	0.354	0.797	0.3	1.5	1.8	1.8	1.5	0.1	2.5	7.6
17-18	32	22.6	0.461	0.308	0.699	0.7	2.5	3.2	1.9	1.2	0.1	2.3	9.0
<b>TOTAL</b>	<b>66</b>	<b>21.4</b>	<b>0.462</b>	<b>0.329</b>	<b>0.748</b>	<b>0.5</b>	<b>2.0</b>	<b>2.5</b>	<b>1.8</b>	<b>1.3</b>	<b>0.1</b>	<b>2.4</b>	<b>8.3</b>

### Delacruz, Jayvian

SEASON	GP	FGM-FMA	3PM-3PA	FTM-FTA	OFF	DEF	REB	AST	STL	BLK	TO	PF	PTS
17-18	32	162-302	41-101	87-116	57	127	184	33	23	19	63	67	452
<b>TOTAL</b>	<b>32</b>	<b>162-302</b>	<b>41-101</b>	<b>87-116</b>	<b>57</b>	<b>127</b>	<b>184</b>	<b>33</b>	<b>23</b>	<b>19</b>	<b>63</b>	<b>67</b>	<b>452</b>
SEASON	GP	MIN	FG%	3P%	FT%	OFF	DEF	REB	AST	STL	BLK	PF	PTS
17-18	32	20.0	0.536	0.406	0.750	1.8	4.0	5.8	1.0	0.7	0.6	2.1	14.1
<b>TOTAL</b>	<b>32</b>	<b>20.0</b>	<b>0.536</b>	<b>0.406</b>	<b>0.750</b>	<b>1.8</b>	<b>4.0</b>	<b>5.8</b>	<b>1.0</b>	<b>0.7</b>	<b>0.6</b>	<b>2.1</b>	<b>14.1</b>

### Domineck, Da'Rell

SEASON	GP	FGM-FMA	3PM-3PA	FTM-FTA	OFF	DEF	REB	AST	STL	BLK	TO	PF	PTS
17-18	32	88-145	0-0	38-61	59	103	162	18	7	13	31	55	214
<b>TOTAL</b>	<b>32</b>	<b>88-145</b>	<b>0-0</b>	<b>38-61</b>	<b>59</b>	<b>103</b>	<b>162</b>	<b>18</b>	<b>7</b>	<b>13</b>	<b>31</b>	<b>55</b>	<b>214</b>
SEASON	GP	MIN	FG%	3P%	FT%	OFF	DEF	REB	AST	STL	BLK	PF	PTS

17-18	32	16.8	0.607	0.000	0.623	1.8	3.2	5.1	0.6	0.2	0.4	1.7	6.7
<b>TOTAL</b>	<b>32</b>	<b>16.8</b>	<b>0.607</b>	<b>0.000</b>	<b>0.623</b>	<b>1.8</b>	<b>3.2</b>	<b>5.1</b>	<b>0.6</b>	<b>0.2</b>	<b>0.4</b>	<b>1.7</b>	<b>6.7</b>

**Hawkins, Rodney**

SEASON	GP	FGM-FMA	3PM-3PA	FTM-FTA	OFF	DEF	REB	AST	STL	BLK	TO	PF	PTS
17-18	28	87-163	4-14	35-61	61	83	144	9	10	20	27	69	213
<b>TOTAL</b>	<b>28</b>	<b>87-163</b>	<b>4-14</b>	<b>35-61</b>	<b>61</b>	<b>83</b>	<b>144</b>	<b>9</b>	<b>10</b>	<b>20</b>	<b>27</b>	<b>69</b>	<b>213</b>

SEASON	GP	MIN	FG%	3P%	FT%	OFF	DEF	REB	AST	STL	BLK	PF	PTS
17-18	28	17.3	0.534	0.286	0.574	2.2	3.0	5.1	0.3	0.4	0.7	2.5	7.6
<b>TOTAL</b>	<b>28</b>	<b>17.3</b>	<b>0.534</b>	<b>0.286</b>	<b>0.574</b>	<b>2.2</b>	<b>3.0</b>	<b>5.1</b>	<b>0.3</b>	<b>0.4</b>	<b>0.7</b>	<b>2.5</b>	<b>7.6</b>

**James, Dylan**

SEASON	GP	FGM-FMA	3PM-3PA	FTM-FTA	OFF	DEF	REB	AST	STL	BLK	TO	PF	PTS
17-18	22	17-40	7-20	6-7	8	13	21	4	7	4	2	4	47
<b>TOTAL</b>	<b>22</b>	<b>17-40</b>	<b>7-20</b>	<b>6-7</b>	<b>8</b>	<b>13</b>	<b>21</b>	<b>4</b>	<b>7</b>	<b>4</b>	<b>2</b>	<b>4</b>	<b>47</b>

SEASON	GP	MIN	FG%	3P%	FT%	OFF	DEF	REB	AST	STL	BLK	PF	PTS
17-18	22	5.6	0.425	0.350	0.857	0.4	0.6	1.0	0.2	0.3	0.2	0.2	2.1
<b>TOTAL</b>	<b>22</b>	<b>5.6</b>	<b>0.425</b>	<b>0.350</b>	<b>0.857</b>	<b>0.4</b>	<b>0.6</b>	<b>1.0</b>	<b>0.2</b>	<b>0.3</b>	<b>0.2</b>	<b>0.2</b>	<b>2.1</b>

**Johnson, George**

SEASON	GP	FGM-FMA	3PM-3PA	FTM-FTA	OFF	DEF	REB	AST	STL	BLK	TO	PF	PTS
17-18	23	23-43	6-12	9-16	7	16	23	43	13	3	13	12	61
<b>TOTAL</b>	<b>23</b>	<b>23-43</b>	<b>6-12</b>	<b>9-16</b>	<b>7</b>	<b>16</b>	<b>23</b>	<b>43</b>	<b>13</b>	<b>3</b>	<b>13</b>	<b>12</b>	<b>61</b>

SEASON	GP	MIN	FG%	3P%	FT%	OFF	DEF	REB	AST	STL	BLK	PF	PTS
17-18	23	9.5	0.535	0.500	0.563	0.3	0.7	1.0	1.9	0.6	0.1	0.5	2.7
<b>TOTAL</b>	<b>23</b>	<b>9.5</b>	<b>0.535</b>	<b>0.500</b>	<b>0.563</b>	<b>0.3</b>	<b>0.7</b>	<b>1.0</b>	<b>1.9</b>	<b>0.6</b>	<b>0.1</b>	<b>0.5</b>	<b>2.7</b>

**Leslie, Darrion**

SEASON	GP	FGM-FMA	3PM-3PA	FTM-FTA	OFF	DEF	REB	AST	STL	BLK	TO	PF	PTS
16-17	34	179-305	2-12	124-199	81	143	224	55	41	14	75	88	484
17-18	32	168-273	1-18	101-164	51	185	236	105	33	16	78	71	438
<b>TOTAL</b>	<b>66</b>	<b>347-578</b>	<b>3-30</b>	<b>225-363</b>	<b>132</b>	<b>328</b>	<b>460</b>	<b>160</b>	<b>74</b>	<b>30</b>	<b>153</b>	<b>159</b>	<b>922</b>

SEASON	GP	MIN	FG%	3P%	FT%	OFF	DEF	REB	AST	STL	BLK	PF	PTS
16-17	34	26.2	0.587	0.167	0.623	2.4	4.2	6.6	1.6	1.2	0.4	2.6	14.2
17-18	32	27.6	0.615	0.056	0.616	1.6	5.8	7.4	3.3	1.0	0.5	2.2	13.7
<b>TOTAL</b>	<b>66</b>	<b>26.9</b>	<b>0.600</b>	<b>0.100</b>	<b>0.620</b>	<b>2.0</b>	<b>5.0</b>	<b>7.0</b>	<b>2.4</b>	<b>1.1</b>	<b>0.5</b>	<b>2.4</b>	<b>14.0</b>

**Parsley, Chase**

SEASON	GP	FGM-FMA	3PM-3PA	FTM-FTA	OFF	DEF	REB	AST	STL	BLK	TO	PF	PTS
16-17	27	27-67	12-35	18-22	7	21	28	37	18	1	12	29	84
17-18	32	85-185	28-76	41-53	24	51	75	109	40	4	34	56	239
<b>TOTAL</b>	<b>59</b>	<b>112-252</b>	<b>40-111</b>	<b>59-75</b>	<b>31</b>	<b>72</b>	<b>103</b>	<b>146</b>	<b>58</b>	<b>5</b>	<b>46</b>	<b>85</b>	<b>323</b>

SEASON	GP	MIN	FG%	3P%	FT%	OFF	DEF	REB	AST	STL	BLK	PF	PTS
16-17	27	11.1	0.403	0.343	0.818	0.3	0.8	1.0	1.4	0.7	0.0	1.1	3.1
17-18	32	23.7	0.459	0.368	0.774	0.8	1.6	2.3	3.4	1.3	0.1	1.8	7.5
<b>TOTAL</b>	<b>59</b>	<b>17.9</b>	<b>0.444</b>	<b>0.360</b>	<b>0.787</b>	<b>0.5</b>	<b>1.2</b>	<b>1.7</b>	<b>2.5</b>	<b>1.0</b>	<b>0.1</b>	<b>1.4</b>	<b>5.5</b>

**Perry, Jordan**

SEASON	GP	FGM-FMA	3PM-3PA	FTM-FTA	OFF	DEF	REB	AST	STL	BLK	TO	PF	PTS
16-17	34	130-280	29-93	54-68	17	40	57	23	28	3	39	57	343
17-18	32	176-315	40-95	55-71	12	47	59	35	26	3	38	40	447
<b>TOTAL</b>	<b>66</b>	<b>306-595</b>	<b>69-188</b>	<b>109-139</b>	<b>29</b>	<b>87</b>	<b>116</b>	<b>58</b>	<b>54</b>	<b>6</b>	<b>77</b>	<b>97</b>	<b>790</b>

SEASON	GP	MIN	FG%	3P%	FT%	OFF	DEF	REB	AST	STL	BLK	PF	PTS
16-17	34	23.1	0.464	0.312	0.794	0.5	1.2	1.7	0.7	0.8	0.1	1.7	10.1
17-18	32	27.2	0.559	0.421	0.775	0.4	1.5	1.8	1.1	0.8	0.1	1.3	14.0
<b>TOTAL</b>	<b>66</b>	<b>25.1</b>	<b>0.514</b>	<b>0.367</b>	<b>0.784</b>	<b>0.4</b>	<b>1.3</b>	<b>1.8</b>	<b>0.9</b>	<b>0.8</b>	<b>0.1</b>	<b>1.5</b>	<b>12.0</b>

**Schmidt, Brady**

SEASON	GP	FGM-FMA	3PM-3PA	FTM-FTA	OFF	DEF	REB	AST	STL	BLK	TO	PF	PTS
17-18	15	6-17	3-10	2-2	5	21	26	9	0	0	3	2	17
<b>TOTAL</b>	<b>15</b>	<b>6-17</b>	<b>3-10</b>	<b>2-2</b>	<b>5</b>	<b>21</b>	<b>26</b>	<b>9</b>	<b>0</b>	<b>0</b>	<b>3</b>	<b>2</b>	<b>17</b>



SEASON	GP	MIN	FG%	3P%	FT%	OFF	DEF	REB	AST	STL	BLK	PF	PTS
17-18	15	4.7	0.353	0.300	1.000	0.3	1.4	1.7	0.6	0.0	0.0	0.1	1.1
<b>TOTAL</b>	<b>15</b>	<b>4.7</b>	<b>0.353</b>	<b>0.300</b>	<b>1.000</b>	<b>0.3</b>	<b>1.4</b>	<b>1.7</b>	<b>0.6</b>	<b>0.0</b>	<b>0.0</b>	<b>0.1</b>	<b>1.1</b>

[DakStats 3000](#) by [Daktronics, Inc.](#) Brookings, SD

## Player Career Totals Report Pikeville (Ky.)

Player	GP	FGM-FMA	3PM-3PA	FTM-FTA	OFF	DEF	REB	AST	STL	BLK	TO	PF	PTS
Antrobus, Michael	14	6-19	3-15	1-4	2	7	9	5	3	0	3	5	16
Blair, Mason	15	21-51	11-34	9-10	5	12	17	11	11	0	2	8	62
Chambers, Michael	30	78-163	29-70	48-64	12	61	73	38	38	7	30	54	233
Combs, Austin	12	9-17	3-9	7-11	1	3	4	8	5	1	4	3	28
Culbreath, Rze	66	191-413	57-173	110-147	33	131	164	122	89	7	95	160	549
Delacruz, Jayvian	32	162-302	41-101	87-116	57	127	184	33	23	19	63	67	452
Domineck, Da'Rell	32	88-145	0-0	38-61	59	103	162	18	7	13	31	55	214
Hawkins, Rodney	28	87-163	4-14	35-61	61	83	144	9	10	20	27	69	213
James, Dylan	22	17-40	7-20	6-7	8	13	21	4	7	4	2	4	47
Johnson, George	23	23-43	6-12	9-16	7	16	23	43	13	3	13	12	61
Leslie, Darrion	66	347-578	3-30	225-363	132	328	460	160	74	30	153	159	922
Parsley, Chase	59	112-252	40-111	59-75	31	72	103	146	58	5	46	85	323
Perry, Jordan	66	306-595	69-188	109-139	29	87	116	58	54	6	77	97	790
Schmidt, Brady	15	6-17	3-10	2-2	5	21	26	9	0	0	3	2	17
TEAM,	130	0-0	0-0	0-0	129	226	355	0	0	0	27	5	0
<b>TOTALS</b>	<b>130</b>	<b>4146-8352</b>	<b>879-2364</b>	<b>2348-3361</b>	<b>1677</b>	<b>3544</b>	<b>5221</b>	<b>1879</b>	<b>1237</b>	<b>406</b>	<b>1680</b>	<b>2318</b>	<b>11519</b>

Player	GP	MIN	FG%	3P%	FT%	OFF	DEF	REB	AST	STL	BLK	PF	PTS
Antrobus, Michael	14	4.2	0.316	0.200	0.250	0.1	0.5	0.6	0.4	0.2	0.0	0.4	1.1
Blair, Mason	15	6.5	0.412	0.324	0.900	0.3	0.8	1.1	0.7	0.7	0.0	0.5	4.1
Chambers, Michael	30	16.0	0.479	0.414	0.750	0.4	2.0	2.4	1.3	1.3	0.2	1.8	7.8
Combs, Austin	12	5.1	0.529	0.333	0.636	0.1	0.3	0.3	0.7	0.4	0.1	0.3	2.3
Culbreath, Rze	66	21.4	0.462	0.329	0.748	0.5	2.0	2.5	1.8	1.3	0.1	2.4	8.3
Delacruz, Jayvian	32	20.0	0.536	0.406	0.750	1.8	4.0	5.8	1.0	0.7	0.6	2.1	14.1
Domineck, Da'Rell	32	16.8	0.607	0.000	0.623	1.8	3.2	5.1	0.6	0.2	0.4	1.7	6.7
Hawkins, Rodney	28	17.3	0.534	0.286	0.574	2.2	3.0	5.1	0.3	0.4	0.7	2.5	7.6
James, Dylan	22	5.6	0.425	0.350	0.857	0.4	0.6	1.0	0.2	0.3	0.2	0.2	2.1
Johnson, George	23	9.5	0.535	0.500	0.563	0.3	0.7	1.0	1.9	0.6	0.1	0.5	2.7
Leslie, Darrion	66	26.9	0.600	0.100	0.620	2.0	5.0	7.0	2.4	1.1	0.5	2.4	14.0
Parsley, Chase	59	17.9	0.444	0.360	0.787	0.5	1.2	1.7	2.5	1.0	0.1	1.4	5.5
Perry, Jordan	66	25.1	0.514	0.367	0.784	0.4	1.3	1.8	0.9	0.8	0.1	1.5	12.0
Schmidt, Brady	15	4.7	0.353	0.300	1.000	0.3	1.4	1.7	0.6	0.0	0.0	0.1	1.1
TEAM,	130	-0.0	0.000	0.000	0.000	1.0	1.7	2.7	0.0	0.0	0.0	0.0	0.0
<b>TOTALS</b>	<b>130</b>	<b>200.6</b>	<b>0.496</b>	<b>0.372</b>	<b>0.699</b>	<b>12.9</b>	<b>27.3</b>	<b>40.2</b>	<b>14.5</b>	<b>9.5</b>	<b>3.1</b>	<b>17.8</b>	<b>88.6</b>

[DakStats 3000](#) by [Daktronics, Inc.](#) Brookings, SD

## Langston (Okla.)

NAIA MBB - 2017

### Basketball Statistics

Name	GP	GS	MIN	TOTAL			3-PT			FREE THROWS			REBOUNDS						PTS	P/G				
				AVG	FG	FGA	PCT	FG	FGA	PCT	FG	FGA	PCT	OFF	DEF	TOT	R/G	PF			A	TO	BLK	ST
0 Bailey, Dante	31	29	790	25.5	155	324	0.478	64	162	0.395	112	130	0.862	34	100	134	4.3	63	25	47	2	15	486	15.7
5 Jones, Tyrone	9	3	176	19.6	54	84	0.643	5	12	0.417	16	23	0.696	10	26	36	4.0	25	8	16	6	8	129	14.3
20 Jenkins, Brian	27	19	664	24.6	117	256	0.457	54	123	0.439	69	85	0.812	6	62	68	2.5	69	50	63	0	19	357	13.2
2 Booze, Kevin	31	11	688	22.2	108	232	0.466	41	104	0.394	81	96	0.844	5	47	52	1.7	74	101	58	0	26	338	10.9
25 Morris, Jr., James	26	13	646	24.8	89	209	0.426	67	153	0.438	38	56	0.679	9	39	48	1.8	38	26	22	1	18	283	10.9
24 Eboigbodin, Brandon	31	25	826	26.6	121	195	0.621	15	31	0.484	65	98	0.663	77	186	263	8.5	85	37	52	14	31	322	10.4
3 Campbell, Devin	26	2	397	15.3	62	149	0.416	17	59	0.288	68	90	0.756	21	63	84	3.2	68	24	35	1	18	209	8.0
4 Langston, Diamante	31	29	705	22.7	69	144	0.479	6	24	0.250	62	79	0.785	13	59	72	2.3	72	87	55	0	23	206	6.6
1 Mondy, Marques	11	0	130	11.8	22	40	0.550	2	8	0.250	14	23	0.609	7	15	22	2.0	31	0	16	10	7	60	5.5
11 Parker, Justin	24	9	441	18.4	41	95	0.432	5	21	0.238	20	31	0.645	20	77	97	4.0	36	38	17	1	19	107	4.5
10 Carey, Tariq	8	1	60	7.5	12	26	0.462	1	3	0.333	4	9	0.444	4	4	8	1.0	12	6	9	1	4	29	3.6
1 Wallace, Rasheed	8	0	64	8.0	9	20	0.450	3	9	0.333	5	8	0.625	2	11	13	1.6	6	1	5	2	3	26	3.3
13 Scales, Ryan	31	8	417	13.5	33	79	0.418	12	32	0.375	10	16	0.625	4	38	42	1.4	50	37	28	0	23	88	2.8
22 Browne, Keeto	21	6	197	9.4	9	29	0.310	1	4	0.250	10	19	0.526	3	15	18	0.9	29	11	9	0	7	29	1.4
15 Bradley, Payton	1	0	0	0.0	0	0	0.000	0	0	0.000	0	0	0.000	0	0	0	0.0	0	0	0	0	0	0	0.0
TEAM														26	79	105				25				
<b>Totals</b>	31		6209		901	1882	0.479	293	745	0.393	574	763	0.752	241	821	1062	34.3	660	452	457	38	221	2669	86.1
<b>Opponents</b>	30		6024		845	1849	0.457	224	674	0.332	513	722	0.711	314	809	1123	37.4	662	345	515	60	150	2427	80.9

### Score by Half

Team Name	1	2	OT1	Tot
Langston (Okla.)	1273	1389	7	2669
Opponent	1159	1326	22	2507

### Dead Ball Rebounds

Team Name	Total
Langston (Okla.)	30
Opponent	28





## 2017-18 All Individuals Stats

Click on a player name to view their stats.

Select a Category:

Highs

Overall

Name	G	Pts	REB	AST	STL	BLK	FGM	FGA	3PM	3PA
Bailey, Dante	31	33	14	2	2	1	14	18	7	13
Booze, Kevin	31	27	4	9	3	0	9	15	4	6
Bradley, Payton	1	0	0	0	0	0	0	0	0	0
Browne, Keeto	21	5	4	2	2	0	2	5	1	2
Campbell, Devin	26	19	8	2	3	1	6	10	3	6
Carey, Tariq	8	9	2	3	1	1	3	7	1	2
Eboigbodin, Brandon	31	22	19	4	3	3	9	13	2	4
Jenkins, Brian	27	31	5	5	3	0	9	18	5	10
Jones, Tyrone	9	30	8	2	2	2	12	15	3	4
Langston, Diamante	31	16	8	8	3	0	5	10	1	3
Mondy, Marques	11	14	5	0	2	3	5	8	1	3
Morris, Jr., James	26	21	4	4	3	1	7	14	6	11
Parker, Justin	24	11	9	4	4	1	5	7	1	2
Scales, Ryan	31	14	5	5	3	0	6	13	2	6
Wallace, Rasheed	8	13	3	1	2	1	5	5	3	3